



BURLINGTON RECYCLING CALENDAR

2010								2011								
	S	M	T	W	T	F	S			S	M	T	W	T	F	S
Jul 2010	4	5	6	7	8	9	10	Jan 2011	2	3	4	5	6	7	8	
	11	12	13	14	15	16	17		9	10	11	12	13	14	15	
	18	19	20	21	22	23	24		16	17	18	19	20	21	22	
	25	26	27	28	29	30	31		23	24	25	26	27	28	29	
									30	31						
Aug 2010	1	2	3	4	5	6	7	Feb 2011	6	7	8	9	10	11	12	
	8	9	10	11	12	13	14		13	14	15	16	17	18	19	
	15	16	17	18	19	20	21		20	21	22	23	24	25	26	
	22	23	24	25	26	27	28		27	28						
	29	30	31													
Sept 2010	5	6	7	8	9	10	11	Mar 2011	6	7	8	9	10	11	12	
	12	13	14	15	16	17	18		13	14	15	16	17	18	19	
	19	20	21	22	23	24	25		20	21	22	23	24	25	26	
	26	27	28	29	30				27	28	29	30	31			
Oct 2010	3	4	5	6	7	8	9	Apr 2011	3	4	5	6	7	8	9	
	10	11	12	13	14	15	16		10	11	12	13	14	15	16	
	17	18	19	20	21	22	23		17	18	19	20	21	22	23	
	24	25	26	27	28	29	30		24	25	26	27	28	29	30	
	31															
Nov 2010	7	8	9	10	11	12	13	May 2011	1	2	3	4	5	6	7	
	14	15	16	17	18	19	20		8	9	10	11	12	13	14	
	21	22	23	24	25	26	27		15	16	17	18	19	20	21	
	28	29	30						22	23	24	25	26	27	28	
									2	30	31					
Dec 2010	5	6	7	8	9	10	11	Jun 2011	5	6	7	8	9	10	11	
	12	13	14	15	16	17	18		12	13	14	15	16	17	18	
	19	20	21	22	23	24	25		19	20	21	22	23	24	25	
	26	27	28	29	30	31			26	27	28	29	30			

TRASH DAY is designated by the color **RED** on the schedule

HOLIDAYS are shown in **Bold Face Type**. Any scheduled collection day following a holiday will be collected one day later.

YARD WASTE will be collected during the days that are designated by the **SHADED** area.

HOUSEHOLD HAZARDOUS WASTE - Please contact the Health Dept. @ 781-270-1955.

All questions concerning trash and recycling, please call Allied Waste @ 800-442-9006. For appliance removal please call Appliance Recyclers @ 877-228-2898



RESIDENTIAL RECYCLING AND TRASH COLLECTION GUIDE



Dear Burlington Resident,

The 2010/2011 Recycling and Trash Collection Guide includes current information about residential services provided by the Town. It covers recycling, automated trash collection, yard waste, disposal of bulky waste, appliances and CRT's, and rules and regulations regarding construction and demolition debris (C&D).

We are excited to announce that this year we have added yard waste pickup throughout the summer months, beginning the last week in July. Please note the shaded areas on your calendar for all other yard waste weeks.

Please take a few minutes to familiarize yourself with the information in this guide. We hope you find it useful and refer back to it during the year. This guide is on-line at the DPW website: www.burlington.org. See the website for additional information and for current DPW announcements.

Curbside Trash and Recycling Collection

Allied Waste picks up Trash and Recycling every Thursday, except in holiday weeks when collection is on Fridays. See collection calendar for holiday schedule. If material is not placed to the curb on time or not prepared properly, the resident will need to hold on the material until the following week.

To report a missed pick up of Trash and Recycling please call Allied Waste at 800-442-9006. or DPW at 781-270-1670. Please call by Noon on Friday to schedule a missed pickup for Friday.

Remember to place recycling at the curbside away from the trash, if possible, on the opposite side of the driveway or walkway.

White goods and CRTs are picked up by Appliance Recyclers for **FREE**. Please call them @ 877-228-2898 to schedule a pick-up.

Automated Trash Collection ~ Frequently Asked Questions

Where do we place the Toter on trash day?

Place Toter at least two feet apart and two feet from parked cars, recycling bins, fences, mailboxes and other obstructions. Unhook, and remove, any temporary bungee cords or tie-downs you may have used to secure the lid, before setting the wheeled toter out on collection day. Toter and overflow bags must be placed out on "trash day" by 7 am. Only official Town of Burlington Wheeled toters and Town of Burlington overflow bags will be collected on trash day. No other trash will be picked up.

Will the toter hold the entire resident's trash?

The large 65 gallon toter holds about 3-5 garbage bags. Residential units generate less than 65 gallons of trash per week, when residents recycle.

May a resident place trash bags outside the toter?

Only approved Town of Burlington "overflow bags" will be accepted. These bags are available at the DPW, and supermarkets in Town. The cost is 5 bags for \$10 and they should be placed next to the Toter.

Who do the Toters belong to?

The toters remain the property of the Town of Burlington and stay with the house when you move. Toters have a Burlington Town Seal and a serial number associated to a particular address. You may mark your house number on the toter; but do not paint or deface the toter in any other way. Each toter comes with a five year warranty and all reasonable repairs will be made free of charge.

What do I do if my Toter is missing?

Please contact the DPW office at 781-270-1670.

What do I do if my Toter is damaged?

Please contact Allied Waste at 1-800-442-9006.

What items should not be placed in the toter?

All waste should be placed in trash bags prior to being discarded in the toter. This keeps the toter clean and odor-free. Items that should not be placed in the toter include, but are not limited to; construction materials, tires, motor oil, paint, hot ashes, gasoline, hazardous materials, yard waste, etc.

TRASH TOTER must be at your curbside by 7:00 am on trash day.

Trash bags must not weigh more than 30 lbs.

LATEX Paint containers must be empty or solidified prior to being picked up (Kitty Litter or sand will solidify left over paint).

Liquids (i.e. thinners, oil, acids) and Medical Waste (i.e. oxygen tanks, needles) are not acceptable materials for pick up.

ALL boxes need to be broken down and placed in or on top of your RECYCLING BIN for pick up.

Recycling is weekly!

Recycling is no longer as difficult as it once was. There is no need to separate glass, cans and plastics 1-7. They can all go into one bin. Labels on the cans and bottles are okay.

Paper. Most of our trash is paper anyway. Put a paper bag next to your trash can, and add all your junk mail and your paper recyclables as they come in. Paper is easy to recycle and you don't even need to have a recycling bin. Newspapers, magazines, junk mail, envelopes and windows are okay. Paperback books, paperboard (flattened cereal boxes, tissue boxes, etc.) should all be in a paper bag and put out on your recycling week.

There is no need to cover it when it rains. **Never** put the paper in with the bottles, cans or plastics. Paper should be placed in a separate bin. All of your paper will be recycled into new paper.

What about cardboard?

Cardboard should be placed out for recycling. Cardboard must be flattened and cannot be larger than 3ft. x 3ft. It needs to be broken down, tied or secured with string or masking tape and should be separate from your trash. Also, do not cover it with plastic or put the flattened pieces into a cardboard box.

**How do I get a recycle bin?**

Recycle bins can be purchased in the Tax Office in Town Hall and then picked up at the Town Hall Annex DPW Office. The cost is \$6.50 per bin. Recycle stickers are also available in the DPW Office free of charge. These can be affixed to your old trash barrels. These barrels can be used for yard waste and/or recycling.

Bottles, Cans and Plastics. Bottles, cans and plastics go in one bin. Rinse them out. Everything in the recycle bin should be clean. By now, you are beginning to realize that you don't have much trash anymore. A family who faithfully recycles shouldn't have more than one trash container a week.

Styrofoam is not recyclable. NO Styrofoam peanuts either. Also, no pizza boxes...those are soiled with cheese and oil and are not recycled even though they have a recycling sign on them.

For more information on recycling please contact Gretchen Carey of the Recycling Committee @ GKCarey@verizon.net.

Construction & Demolition Debris (C&D)

Disposal of C&D from household building or renovation projects is the homeowner's responsibility. Debris includes treated and untreated wood, brick, concrete, asphalt and similar items. The Massachusetts Department of Environmental Protection bans the disposal of C&D materials with regular trash. Residents must contact a licensed C&D disposal company. Consider donating reusable building material to a non-profit such as Habitat for Humanity.






Need a Bin? Recycle bins can be purchased for \$6.50 @ Tax Office and picked up at the Town Hall Annex, DPW 2nd Floor. Recycling Stickers are also available FREE OF CHARGE

Need help with Recycling? Contact the Recycling Committee @ gkcarey@verizon.net



How to Recycle in Burlington



MATERIAL	WHAT TO RECYCLE	HOW TO PREPARE	DO NOT INCLUDE
 METAL	<ul style="list-style-type: none"> * Steel/Tin and Aluminum Cans * Aluminum Pie Plates and Trays 	<ul style="list-style-type: none"> * Rinse clean * Labels OK 	NO <ul style="list-style-type: none"> * Paint Cans/Batteries * Aerosol cans * Metal items/Auto Parts * Coat hangers
 GLASS	<ul style="list-style-type: none"> * Clear, and Colored Beverage Containers only 	<ul style="list-style-type: none"> * Rinse clean * Collar, neck rings labels OK 	NO <ul style="list-style-type: none"> * Broken glass/auto glass * Mirrors * Ceramics (plates, cookware) * Drinking glasses * Light bulbs * Windows
 PLASTIC	<ul style="list-style-type: none"> * All rigid plastic containers #1 - #7 * Milk, Water, Soda & Juice bottles * Shampoo, Conditioner * Laundry, Bleach/Fabric Softener Bottles 	<ul style="list-style-type: none"> * Rinse Clean and Crush flatten to conserve space * Labels ok * Aseptic Cartons 	NO <ul style="list-style-type: none"> * PLASTIC BAGS - can be recycled at grocery stores * Styrofoam packaging (peanuts, large pieces, etc.) * Chemical or Motor Oil containers * Toys
 CARDBOARD	<p>ALL Cardboard is mandatory to Recycle.</p> <p>It will NOT be accepted in the Trash!</p>	<p>Breakdown, flatten or fold boxes, cartons & other pieces of cardboard into size of newspaper; tie and place on or beside bin</p> <ul style="list-style-type: none"> * Cardboard can be mixed with paper 	NO <ul style="list-style-type: none"> * Contaminated boxes * Pizza boxes
 PAPER	<ul style="list-style-type: none"> * Newspapers * Magazines, Catalogs * Junk Mail, Envelopes * Books (remove hardcovers) * Paper Bags * Phone Books * Office/Computer Paper * Boxboard (such as Cereal, cracker - remove liners) 	<ul style="list-style-type: none"> * Put paper in paper grocery bags * Remove covers on hardcover books * Paper can be mixed with Cardboard 	NO <ul style="list-style-type: none"> * Food-soiled paper/boxes * PLASTIC BAGS - can be recycled at grocery stores * Paper towels, tissues, napkins, disposable diapers * Frozen-food boxes * NO Pizza boxes

SORTING RECYCLABLES

- * Glass, Plastic and Metals may be combined in a recycle bin
- * Cardboard bundles placed next to bin or mixed with paper
- * DO NOT mix loose paper with plastic/glass/metal containers - must be separate